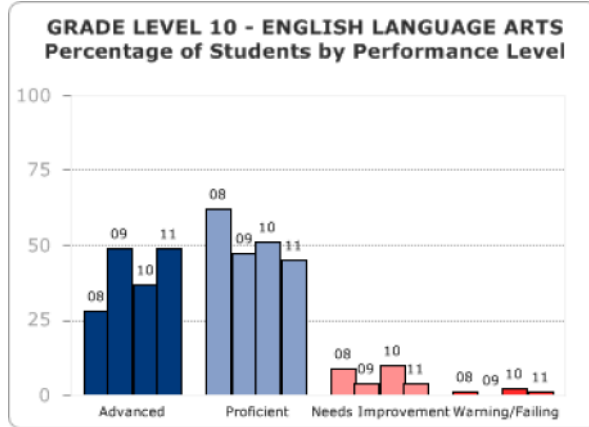


# Massachusetts School and District Profiles Wachusett

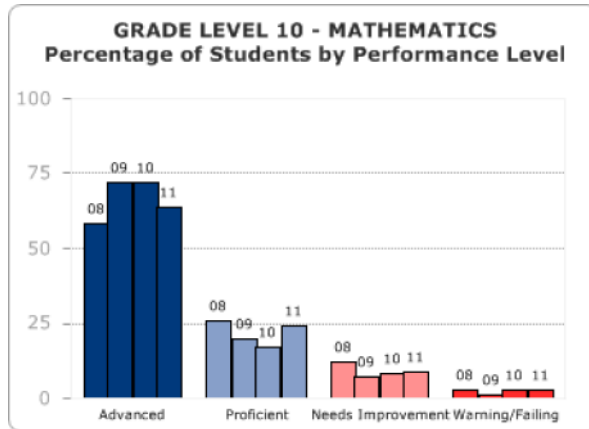
## MCAS Annual Comparisons

\* NOTE: Performance level percentages are not calculated if student group less than 10.  
Data Last Updated on September 30, 2011

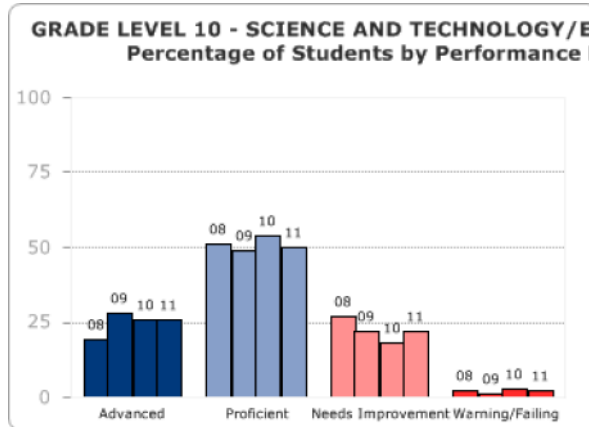
GRADE 10 - ENGLISH LANGUAGE ARTS				
PERFORMANCE LEVEL	2008	2009	2010	2011
ADVANCED	28	49	37	49
PROFICIENT	62	47	51	45
NEEDS IMPROVEMENT	9	4	10	4
FAILING	1	0	2	1



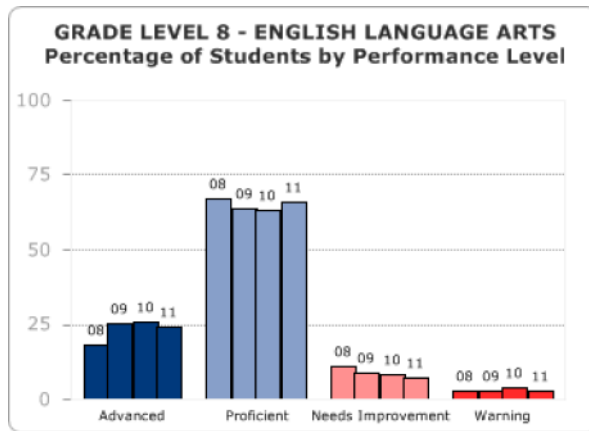
GRADE 10 - MATHEMATICS				
PERFORMANCE LEVEL	2008	2009	2010	2011
ADVANCED	58	72	72	64
PROFICIENT	26	20	17	24
NEEDS IMPROVEMENT	12	7	8	9
FAILING	3	1	3	3



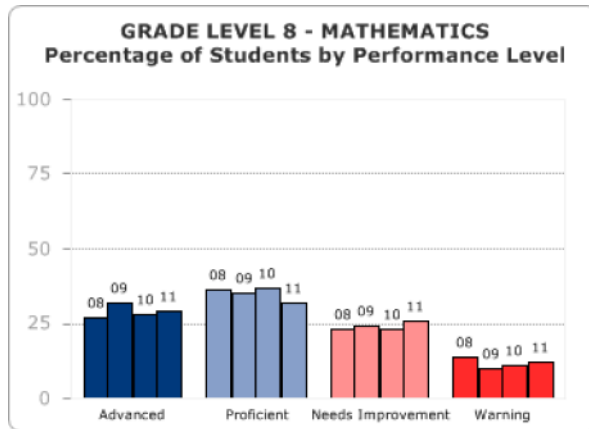
GRADE 10 - SCIENCE AND TECH/ENG				
PERFORMANCE LEVEL	2008	2009	2010	2011
ADVANCED	19	28	26	26
PROFICIENT	51	49	54	50
NEEDS IMPROVEMENT	27	22	18	22
FAILING	2	1	3	2



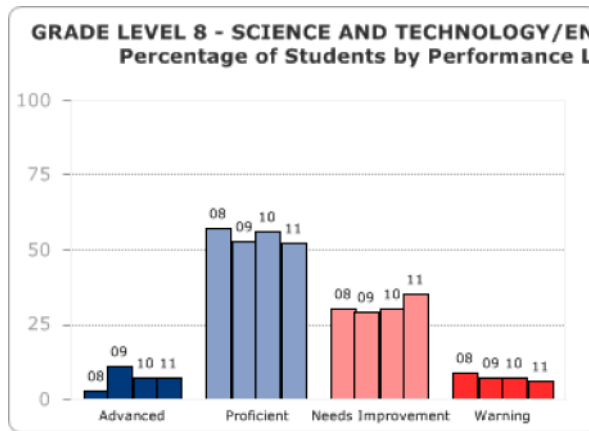
GRADE 08 - ENGLISH LANGUAGE ARTS				
PERFORMANCE LEVEL	2008	2009	2010	2011
ADVANCED	18	25	26	24
PROFICIENT	67	64	63	66
NEEDS IMPROVEMENT	11	9	8	7
WARNING	3	3	4	3



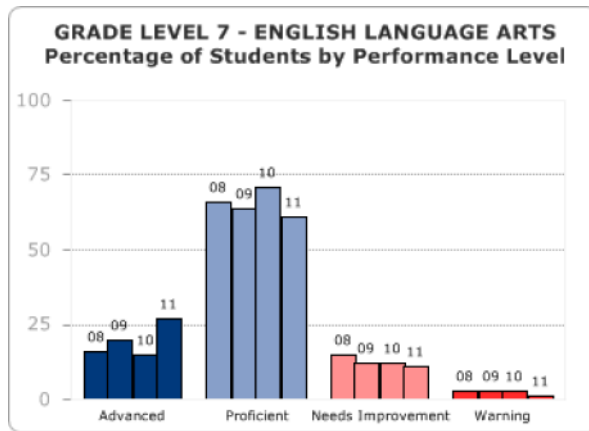
GRADE 08 - MATHEMATICS				
PERFORMANCE LEVEL	2008	2009	2010	2011
ADVANCED	27	32	28	29
PROFICIENT	36	35	37	32
NEEDS IMPROVEMENT	23	24	23	26
WARNING	14	10	11	12



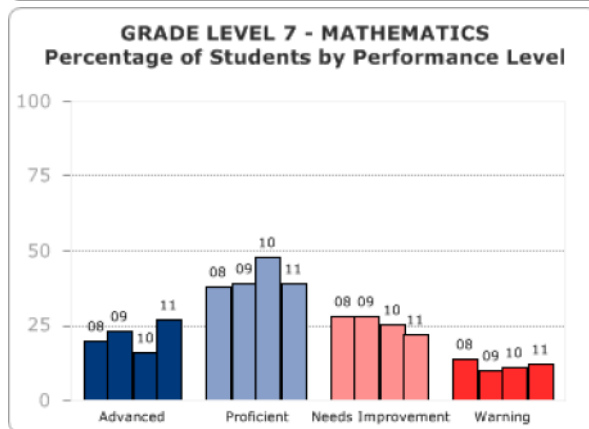
GRADE 08 - SCIENCE AND TECH/ENG				
PERFORMANCE LEVEL	2008	2009	2010	2011
ADVANCED	3	11	7	7
PROFICIENT	57	53	56	52
NEEDS IMPROVEMENT	30	29	30	35
WARNING	9	7	7	6



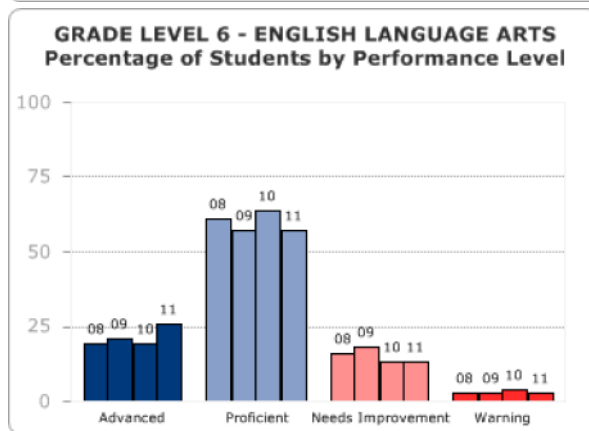
GRADE 07 - ENGLISH LANGUAGE ARTS				
PERFORMANCE LEVEL	2008	2009	2010	2011
ADVANCED	16	20	15	27
PROFICIENT	66	64	71	61
NEEDS IMPROVEMENT	15	12	12	11
WARNING	3	3	3	1



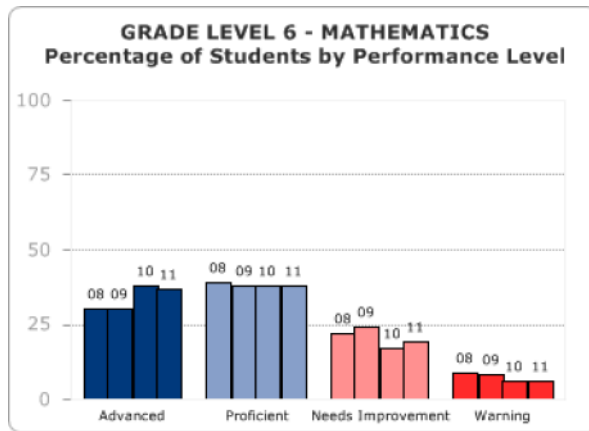
GRADE 07 - MATHEMATICS				
PERFORMANCE LEVEL	2008	2009	2010	2011
ADVANCED	20	23	16	27
PROFICIENT	38	39	48	39
NEEDS IMPROVEMENT	28	28	25	22
WARNING	14	10	11	12



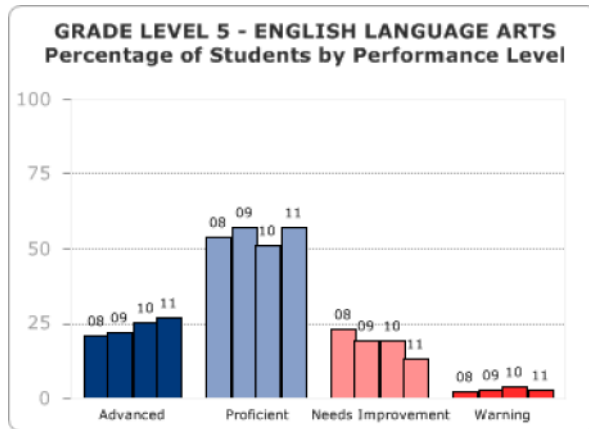
GRADE 06 - ENGLISH LANGUAGE ARTS				
PERFORMANCE LEVEL	2008	2009	2010	2011
ADVANCED	19	21	19	26
PROFICIENT	61	57	64	57
NEEDS IMPROVEMENT	16	18	13	13
WARNING	3	3	4	3



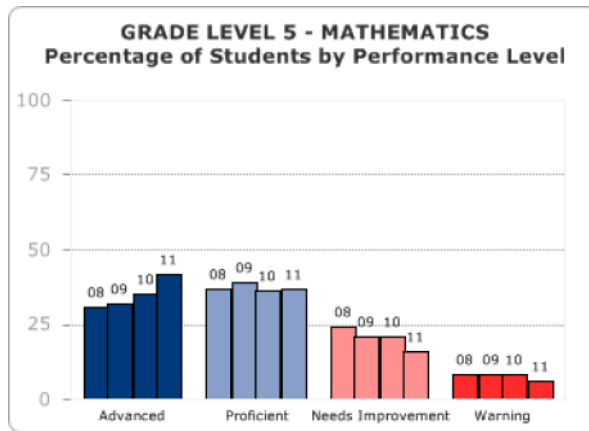
GRADE 06 - MATHEMATICS				
PERFORMANCE LEVEL	2008	2009	2010	2011
ADVANCED	30	30	38	37
PROFICIENT	39	38	38	38
NEEDS IMPROVEMENT	22	24	17	19
WARNING	9	8	6	6



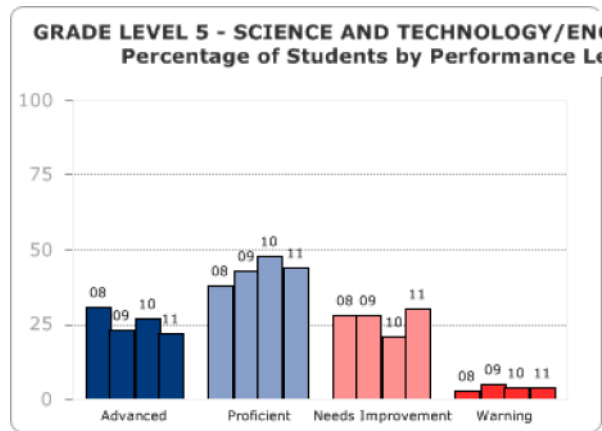
GRADE 05 - ENGLISH LANGUAGE ARTS				
PERFORMANCE LEVEL	2008	2009	2010	2011
ADVANCED	21	22	25	27
PROFICIENT	54	57	51	57
NEEDS IMPROVEMENT	23	19	19	13
WARNING	2	3	4	3



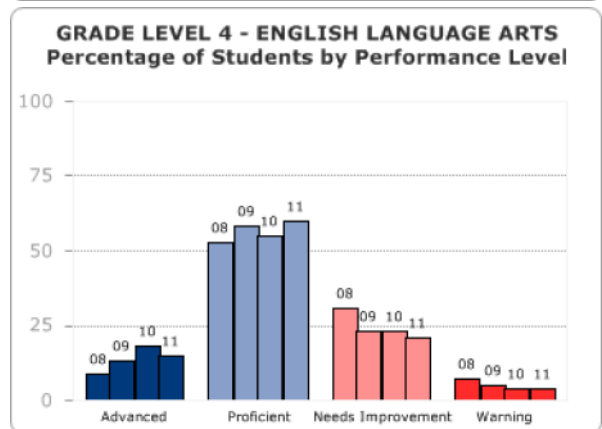
GRADE 05 - MATHEMATICS				
PERFORMANCE LEVEL	2008	2009	2010	2011
ADVANCED	31	32	35	42
PROFICIENT	37	39	36	37
NEEDS IMPROVEMENT	24	21	21	16
WARNING	8	8	8	6



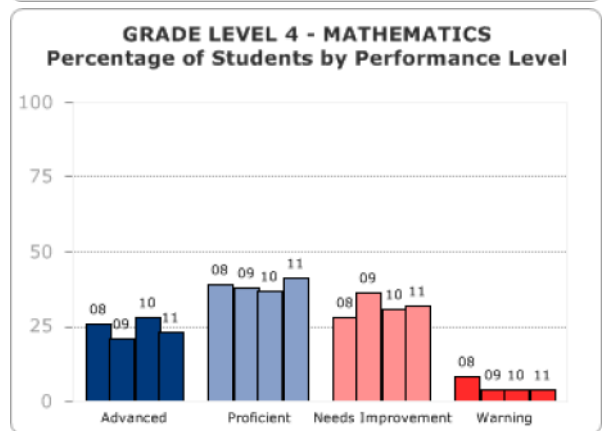
GRADE 05 - SCIENCE AND TECH/ENG				
PERFORMANCE LEVEL	2008	2009	2010	2011
ADVANCED	31	23	27	22
PROFICIENT	38	43	48	44
NEEDS IMPROVEMENT	28	28	21	30
WARNING	3	5	4	4



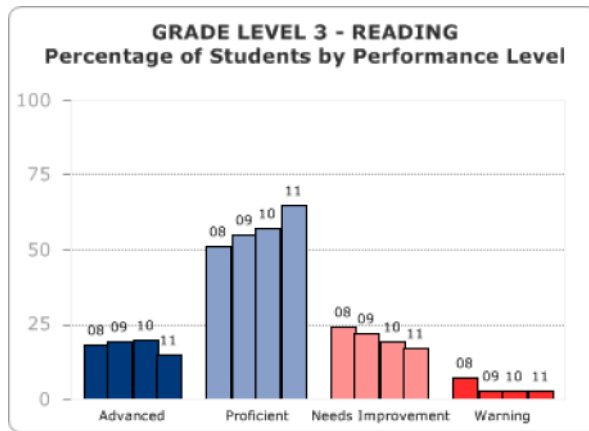
GRADE 04 - ENGLISH LANGUAGE ARTS				
PERFORMANCE LEVEL	2008	2009	2010	2011
ADVANCED	9	13	18	15
PROFICIENT	53	58	55	60
NEEDS IMPROVEMENT	31	23	23	21
WARNING	7	5	4	4



GRADE 04 - MATHEMATICS				
PERFORMANCE LEVEL	2008	2009	2010	2011
ADVANCED	26	21	28	23
PROFICIENT	39	38	37	41
NEEDS IMPROVEMENT	28	36	31	32
WARNING	8	4	4	4



GRADE 03 - ENGLISH LANGUAGE ARTS				
PERFORMANCE LEVEL	2008	2009	2010	2011
ADVANCED	18	19	20	15
PROFICIENT	51	55	57	65
NEEDS IMPROVEMENT	24	22	19	17
WARNING	7	3	3	3



GRADE 03 - MATHEMATICS				
PERFORMANCE LEVEL	2008	2009	2010	2011
ADVANCED	28	30	40	19
PROFICIENT	40	44	39	62
NEEDS IMPROVEMENT	23	19	15	14
WARNING	9	6	6	4

