










TPS SIAM/TASK FORCE





1. Please check the number of children you have enrolled at Thomas Prince and their grades levels.					
	1	2	3 or more	Rating Average	Response Count
Grs. K-2	81.7% (58)	15.5% (11)	2.8% (2)	1.21	71
Grs. 3-5	85.1% (74)	13.8% (12)	1.1% (1)	1.16	87
Grs. 6-8	80.0% (68)	18.8% (16)	1.2% (1)	1.21	85
<i>answered question</i>					170
<i>skipped question</i>					0

2. Thomas Prince School has helped my child achieve in the academic areas of:							
	True	Almost Always True	Occasionally True	Almost Never True	False	Rating Average	Response Count
Reading and comprehension	69.7% (115)	23.0% (38)	6.7% (11)	0.0% (0)	0.6% (1)	1.39	165
Writing	64.5% (107)	24.1% (40)	9.0% (15)	1.2% (2)	1.2% (2)	1.51	166
Math	69.3% (115)	20.5% (34)	9.0% (15)	0.0% (0)	1.2% (2)	1.43	166
Science	65.2% (107)	25.0% (41)	9.8% (16)	0.0% (0)	0.0% (0)	1.45	164
Social Studies	61.1% (91)	26.2% (39)	11.4% (17)	0.7% (1)	0.7% (1)	1.54	149
Other (please specify)							20
<i>answered question</i>							166
<i>skipped question</i>							4

3. My child's classes meet the needs of all learners.			
		Response Percent	Response Count
Yes		83.8%	124
No		16.2%	24
		Other (please specify)	30
		answered question	148
		skipped question	22


4. My child is engaged in his/her learning.			
		Response Percent	Response Count
Always		41.7%	70
Often		51.8%	87
Occasionally		9.5%	16
Rarely		0.0%	0
		Other (please specify)	10
		answered question	168
		skipped question	2




5. My child's classes have helped him/her to learn how to collect, organize, and analyze information.			
		Response Percent	Response Count
Always		36.7%	61
Often		50.0%	83
Occasionally		12.0%	20
Rarely		1.8%	3
		Other (please specify)	11
		answered question	166
		skipped question	4

6. The teachers' evaluations (grades, rubrics, narratives, conferences, report cards) help my child to understand what he/she knows and needs to know.			
		Response Percent	Response Count
Always		38.3%	64
Often		45.5%	76
Occasionally		13.2%	22
Rarely		3.0%	5
		Other (please specify)	12
		answered question	167
		skipped question	3

7. Teachers, staff, and administration are readily available to students.						
	Always	Often	Occasionally	Rarely	Rating Average	Response Count
Teachers	78.9% (127)	19.9% (32)	1.2% (2)	0.0% (0)	1.22	161
Staff	79.6% (125)	19.1% (30)	1.3% (2)	0.0% (0)	1.22	157
Administration	80.6% (125)	17.4% (27)	1.9% (3)	0.0% (0)	1.21	155
Other (please specify)						14
answered question						162
skipped question						8



8. Teachers, staff, and administration are readily available to parents.						
	Always	Often	Occasionally	Rarely	Rating Average	Response Count
Teachers	76.4% (126)	21.2% (35)	1.8% (3)	0.6% (1)	1.27	165
Staff	79.4% (127)	19.4% (31)	1.3% (2)	0.0% (0)	1.22	160
Administration	81.3% (130)	16.9% (27)	1.9% (3)	0.0% (0)	1.21	160
Other (please specify)						12
answered question						165
skipped question						5



9. Thomas Prince School provides a safe environment for my child.			
		Response Percent	Response Count
Always		81.0%	136
Often		17.9%	30
Occasionally		1.8%	3
Rarely		0.0%	0
		Other (please specify)	13
		answered question	168
		skipped question	2

10. There is a real sense of community in this school, and I feel welcome.			
		Response Percent	Response Count
Always		73.9%	122
Often		20.6%	34
Occasionally		5.5%	9
Rarely		0.0%	0
		Other (please specify)	7
		answered question	165
		skipped question	5



11. The teachers, staff, and students treat each other with respect at Thomas Prince School.						
	Always	Often	Occasionally	Rarely	Rating Average	Response Count
Teachers	71.3% (114)	26.9% (43)	1.9% (3)	0.0% (0)	1.31	160
Staff	75.5% (120)	22.6% (36)	1.3% (2)	0.6% (1)	1.27	159
Students	43.8% (71)	47.5% (77)	6.8% (11)	1.9% (3)	1.67	162
Other (please specify)						14
answered question						163
skipped question						7



12. Thomas Prince School provides a positive educational experience for children by adequately meeting their needs and preparing them for the next level.			
		Response Percent	Response Count
Yes		58.5%	96
Often		28.7%	47
In most areas		11.6%	19
No		1.2%	2
Other (please specify)			10
answered question			164
skipped question			6

13. I support efforts to increase enrollment in grades K-8 at Thomas Prince School.			
		Response Percent	Response Count
Yes		96.3%	155
No		3.7%	6
Other (please specify)			21
answered question			161
skipped question			9

14. Would you like to see Thomas Prince School become a theme-based school?			
		Response Percent	Response Count
Yes		52.0%	64
No		48.8%	60
Other (please specify)			50
answered question			123
skipped question			47

15. If you answered yes to question 14, please prioritize the following choices:					
	1 = highest	2	3 = lowest	Rating Average	Response Count
math/science theme	74.7% (56)	18.7% (14)	6.7% (5)	1.32	75
civics/citizenship theme	14.5% (10)	49.3% (34)	36.2% (25)	2.22	69
art/music theme	11.3% (8)	35.2% (25)	53.5% (38)	2.42	71
other	57.1% (4)	14.3% (1)	28.6% (2)	1.71	7
Other (please specify)					18
answered question					79
skipped question					91

16. Is maintaining a middle school (grades 6-8) at Thomas Prince a priority?			
		Response Percent	Response Count
Yes		77.1%	121
No		22.9%	36
		Other (please specify)	34
		answered question	157
		skipped question	13

17. I am interested in having my child work on projects that contribute to the community beyond Thomas Prince School.			
		Response Percent	Response Count
Yes		90.1%	146
No		9.9%	16
		Other (please specify)	19
		answered question	162
		skipped question	8